



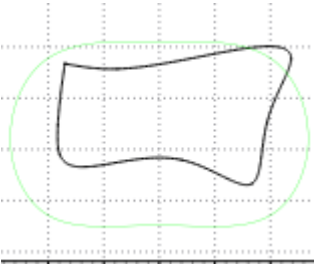


Generated: Friday, 25 Oct 2013 - 7:05 pm

Re:  
DOB: 13 September 1996  
Height: 5'7", Weight: 215.8 lb  
BMI: 33.1

Test	Eyes Open, Firm Platform	Eyes Closed, Firm Platform	Eyes Open, Soft Platform	Eyes Closed, Soft Platform
Date	23 Oct 2013 - 3:09 pm	23 Oct 2013 - 3:10 pm	23 Oct 2013 - 3:12 pm	23 Oct 2013 - 3:13 pm
Graph				
Mean Distance	4.3 (Poor 122%)	4.6 (Normal 108%)	6.6 (Normal 91%)	8.1 (Very Good 53%)
Mean Distance AP	3.8 (Very Poor 141%)	4.2 (Poor 124%)	5.1 (Normal 91%)	5.3 (Very Good 43%)
Mean Distance ML	1.4 (Good 79%)	1.4 (Good 70%)	3.5 (Normal 96%)	5.4 (Normal 82%)
RMS Distance	5.0 (Poor 124%)	5.5 (Normal 112%)	8.2 (Normal 98%)	9.5 (Very Good 54%)
RMS Distance AP	4.5 (Poor 138%)	5.2 (Poor 123%)	6.9 (Normal 102%)	7.0 (Very Good 46%)
RMS Distance ML	2.3 (Normal 99%)	1.9 (Good 69%)	4.6 (Normal 95%)	6.4 (Good 72%)
Range AP	17.3 (Normal 112%)	26.6 (Poor 134%)	37.6 (Normal 118%)	43.3 (Very Good 57%)
Range ML	24.5 (Very Poor 220%)	13.8 (Normal 103%)	24.6 (Normal 107%)	34.0 (Good 66%)
Mean Velocity	11.5 (Very Poor 152%)	15.3 (Poor 134%)	20.0 (Poor 128%)	28.1 (Good 64%)
Mean Velocity AP	7.9 (Poor 125%)	12.9 (Very Poor 153%)	10.9 (Normal 83%)	16.3 (Very Good 50%)
Mean Velocity ML	6.5 (Very Poor 170%)	5.3 (Poor 122%)	14.3 (Very Poor 181%)	20.0 (Normal 119%)
95% Ellipse Area	192.8 (Very Poor 154%)	182.2 (Normal 95%)	552.5 (Very Poor 214%)	829.3 (Poor 125%)
Sway Area	16.3 (Very Poor 149%)	14.8 (Normal 96%)	54.3 (Very Poor 240%)	80.5 (Very Poor 154%)
Mean Frequency	0.4 (Normal 114%)	0.5 (High 125%)	0.5 (Low 63%)	0.5 (Very Low 34%)
Mean Frequency AP	0.4 (Normal 91%)	0.5 (Normal 117%)	0.4 (Very Low 46%)	0.5 (Very Low 31%)
Mean Frequency ML	0.8 (Very High 165%)	0.7 (High 121%)	0.7 (Low 67%)	0.7 (Very Low 30%)
Adaptation/Fatigue	24.8% (Adaptation)	11.5% (Adaptation)	46.7% (Fatigue)	4.2% (Adaptation)
Balance Age	13.1	15.7	15.5	19.0
Falls Risk	17.4%	17.4%	17.4%	17.4%

Likely weakness: Mixed Ocular and Proprioceptive Loss (94%)

<b>Test</b>	<b>Limits of Stability</b>
<b>Date</b>	23 Oct 2013 - 3:11 pm
<b>Graph</b>	
<b>Forward</b>	78.5mm(Poor 75.4%)
<b>Forward-right</b>	148.1mm
<b>Right</b>	97.0mm(Poor 72.6%)
<b>Backward-right</b>	90.0mm
<b>Backward</b>	10.3mm(Very Poor 13.9%)
<b>Backward-left</b>	89.8mm
<b>Left</b>	91.3mm(Poor 68.3%)
<b>Forward-left</b>	119.2mm